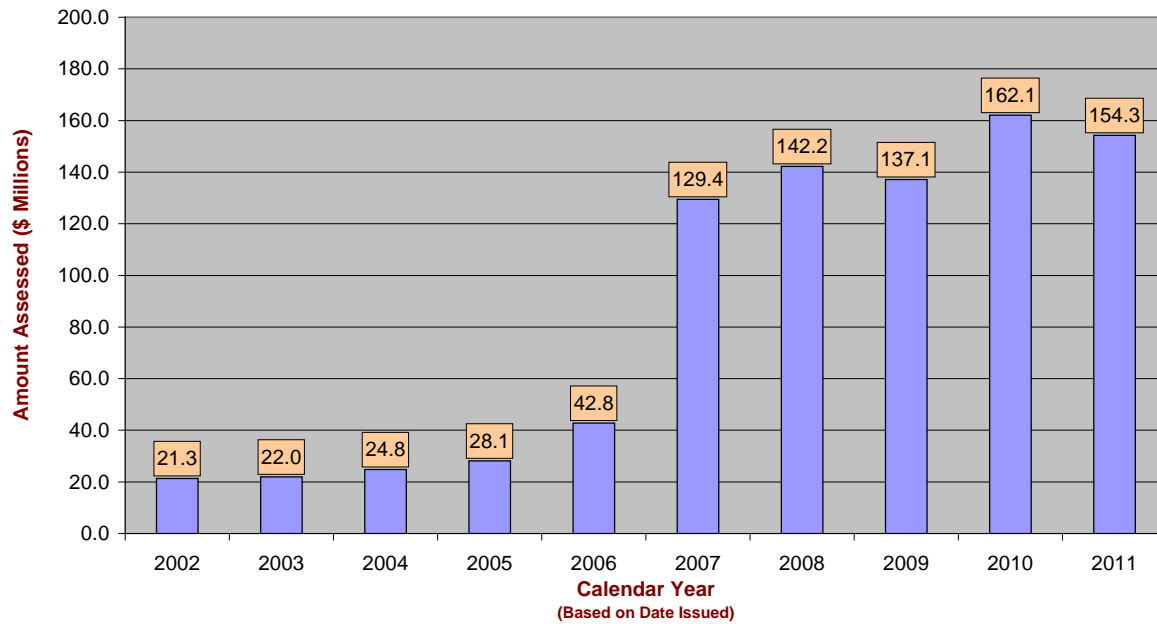


# MSHA FACT SHEET: Total Dollar Amount Assessed<sup>1</sup> Coal and Metal/Non Metal Mines CY 2002 - CY 2011

## All MSHA - Dollar Amount Assessed CY 2002 - 2011

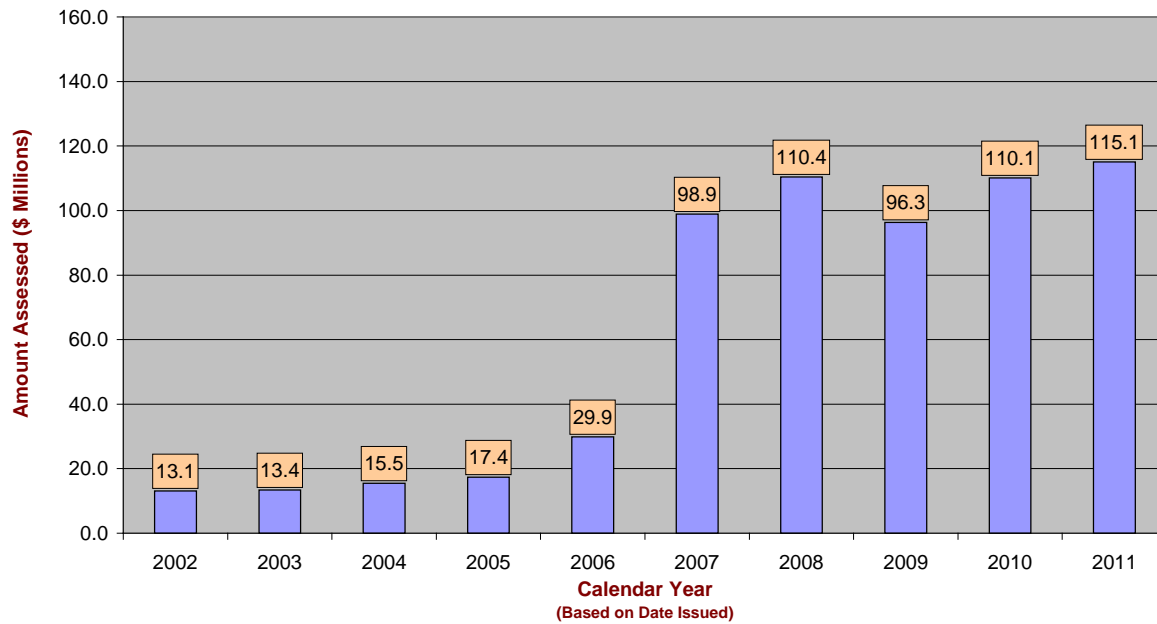


- The total dollar amount assessed by MSHA to both Coal and M/NM mines increased 624 percent from \$21.3 million in CY 2002 to \$154.3 million in CY 2011.
- The total dollar amount assessed by MSHA to both Coal and M/NM mines increased 261 percent from \$42.8 million in CY 2006 to \$154.3 million in CY 2011.

<sup>1</sup> Based on date issued

# MSHA FACT SHEET: Total Dollar Amount Assessed<sup>1</sup> Coal Mines CY 2002 - CY 2011

## Coal - Dollar Amount Assessed CY 2002 - 2011

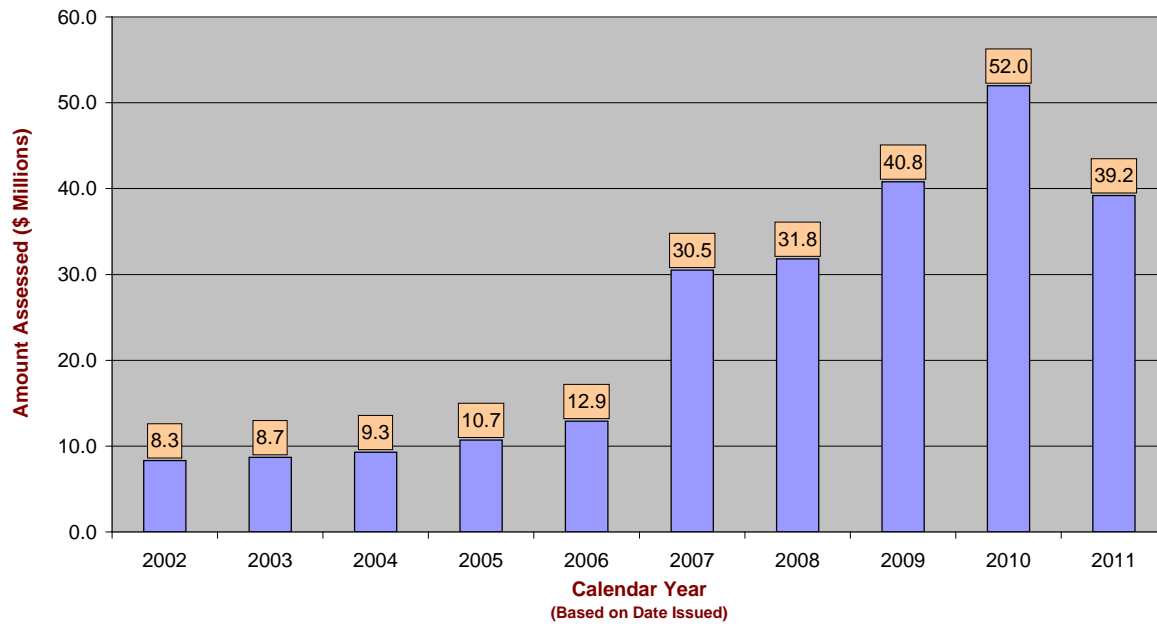


- The total dollar amount assessed by MSHA to Coal mines increased 779 percent from \$13.1 million in CY 2002 to \$115.1 million in CY 2011.
- The total dollar amount assessed by MSHA to Coal mines increased 285 percent from \$29.9 million in CY 2006 to \$115.1 million in CY 2011.

<sup>1</sup> Based on date issued

# MSHA FACT SHEET: Total Dollar Amount Assessed<sup>1</sup> Metal/Non Metal Mines CY 2002 - CY 2011

## M/NM - Dollar Amount Assessed CY 2002 - 2011



- The total dollar amount assessed by MSHA to MNM mines increased 372 percent from \$8.3 million in CY 2002 to \$39.2 million in CY 2011.
- The total dollar amount assessed by MSHA to MNM mines increased 204 percent from \$12.9 million in CY 2006 to \$39.2 million in CY 2011.

<sup>1</sup> Based on date issued